
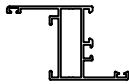
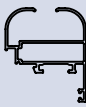
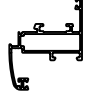
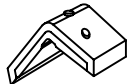
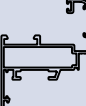

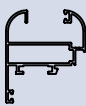
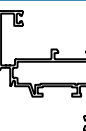
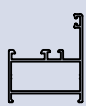
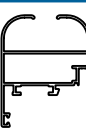
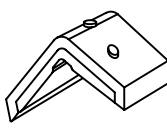
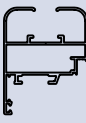


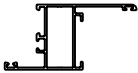
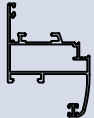

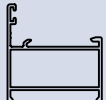
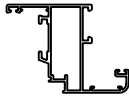
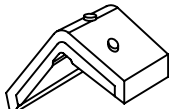
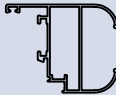
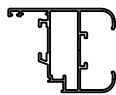

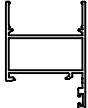
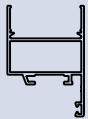
# Escuadras

CÓDIGO | SECCIÓN

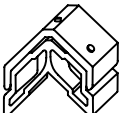
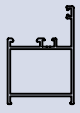
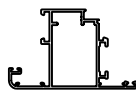
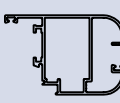
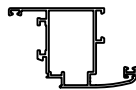
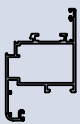
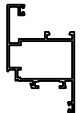
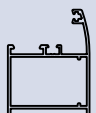
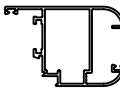
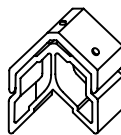
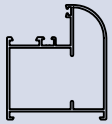
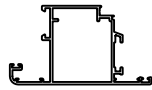
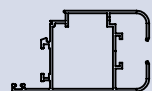


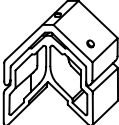
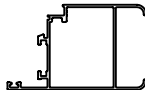
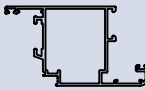
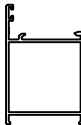
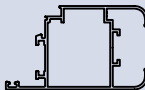
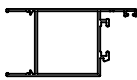
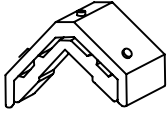
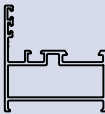
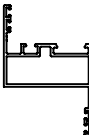
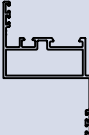
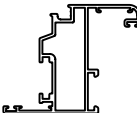
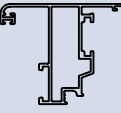

Referencia	Código	Esquema	Descripción
	941110		MARCO VENTANA CÁMARA DE 11
	941111		MARCO CON SOLAPE CÁMARA DE 11
	941124		HOJA AJUNQUILLADA CÁMARA DE 11
<b>094.011.1</b>	941127		HOJA CURVA CÁMARA DE 11
 ESCUADRA EUROPEA 10.6x36.5	941120		HOJA VENTANA CÁMARA DE 11
	941116		MARCO CURVO CÁMARA DE 11
	941126		HOJA AJUNQUILLADA CÁMARA DE 11
	941122		HOJA RECTA CÁMARA DE 11
	941610		MARCO VENTANA CÁMARA DE 16
<b>094.016.1</b>	941621		HOJA AJUNQUILLADA CÁMARA DE 16
 ESCUADRA EUROPEA 16x37	941623		HOJA AJUNQUILLADA CÁMARA DE 16



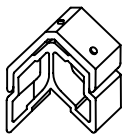
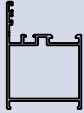
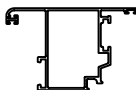
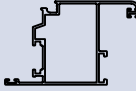
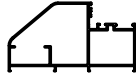
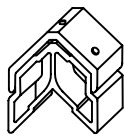
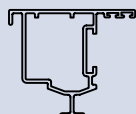
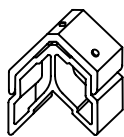
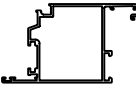



Referencia	Código	Esquema	Descripción
	941611		MARCO CON SOLAPE CÁMARA DE 16
	941627		HOJA CURVA CÁMARA DE 16
	9823216		MARCO ESCAPARATE PARTE EXTERIOR
	421610		MARCO VENTANA CÁMARA DE 16
094.016.1	941620		HOJA VENTANA CÁMARA DE 16
 ESCUADRA EUROPEA 16x37	941622		HOJA AJUNQUILLADA CÁMARA DE 16
	941624		HOJA AJUNQUILLADA CÁMARA DE 16
	941616		MARCO CURVO CÁMARA DE 16
	201610		MARCO VENTANA CÁMARA DE 16
	201620		HOJA VENTANA CÁMARA DE 16



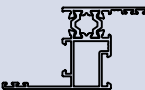
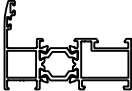
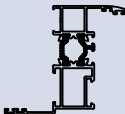
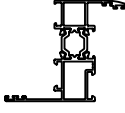
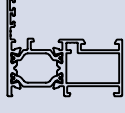

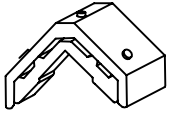
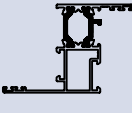
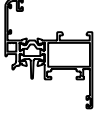
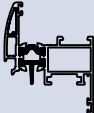
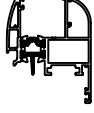
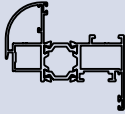
Referencia	Código	Esquema	Descripción	
<b>094.027.1</b>  ESCUADRA EUROPEA 27x37	942710		MARCO BALCONERA CÁMARA DE 27	
	942723		HOJA AP/EXTERIOR CÁMARA DE 27	
	942724		HOJA AJUNQUILLADA CÁMARA DE 27	
	942727		HOJA CURVA CÁMARA DE 27	
	942720		HOJA BALCONERA CÁMARA DE 27	
	942722		HOJA RECTA CÁMARA DE 27	
	942716		MARCO CURVO CÁMARA DE 27	
	942726		HOJA AJUNQUILLADA CÁMARA DE 27	
	<b>094.036.2</b>  ESCUADRA EUROPEA 36x37	943614		MARCO ESCAPARATE CÁMARA DE 36
		943623		HOJA AP/EXTERIOR CÁMARA DE 36
943624			HOJA AJUNQUILLADA CÁMARA DE 36	

Referencia	Código	Esquema	Descripción
<b>094.036.2</b>  ESCUADRA EUROPEA 36x37	203620		HOJA MALLORQUINA CÁMARA DE 36
	943620		HOJA PUERTA CÁMARA DE 36
	443610		MARCO PUERTA CÁMARA DE 36
	943625		HOJA AJUNQUILLADA CÁMARA DE 36
	204020		HOJA MALLORQUINA CÁMARA DE 36
<b>098.014.1</b>  ESCUADRA EUROPEA CÁMARA 14	9821410		MARCO VENTANA
	9821412		MARCO CON SOLAPE
	9821411		MARCO CON SOLAPE
	9824120		HOJA VENTANA
	9821423		HOJA VENTANA APERTURA EXTERIOR
	9821426		HOJA AJUNQUILLADA

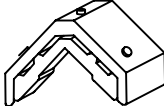
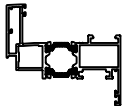
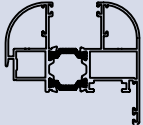
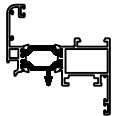
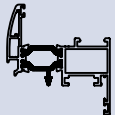
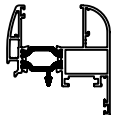
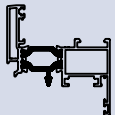
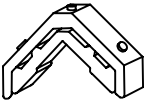
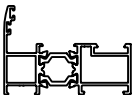
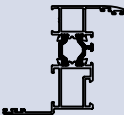
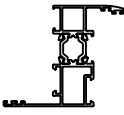

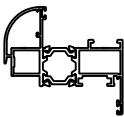


Referencia	Código	Esquema	Descripción
<b>098.032.1</b>  ESCUADRA EUROPEA CÁMARA 32	9823210		MARCO PUERTA
	9823223		HOJA PUERTA APERTURA EXTERIOR
	9823220		HOJA PUERTA
	9823216		MARCO ESCAPARATE PARTE INTERIOR
<b>098.026.1</b>  ESCUADRA EUROPEA CÁMARA 26x27	9822740		INVERSOR PIVOTANTE
<b>098.040.1</b>  ESCUADRA EUROPEA CÁMARA 40	9824020		HOJA PUERTA CÁMARA DE 40
<b>067.014.1</b>  ESCUADRA EUROPEA CÁMARA 14	9811410		MARCO VENTANA
	9811411		MARCO CON SOLAPE




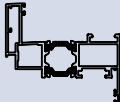
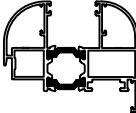
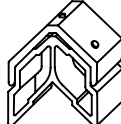
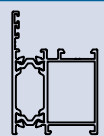
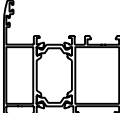
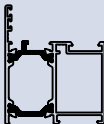
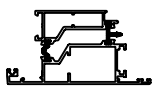
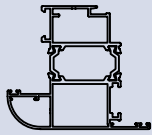
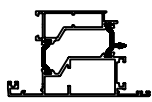
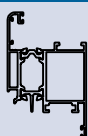
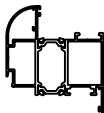
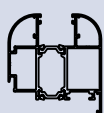
Referencia	Código	Esquema	Descripción
	9811412		MARCO CON SOLAPE
	9801410		MARCO CON VENTANA
	9801411		MARCO CON SOLAPE
	9801412		MARCO CON SOLAPE
	5421410		MARCO VENTANA
067.014.1	5421411		MARCO CON SOLAPE
	5421412		MARCO CON SOLAPE
ESCUADRA EUROPEA CÁMARA 14	9811420		HOJA VENTANA
	9811421		HOJA VENTANA
	9811422		HOJA AJUNQUILLADA
	9801420		HOJA VENTANA




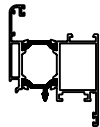
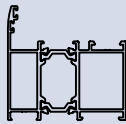
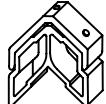
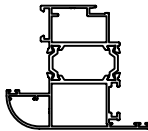
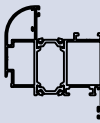
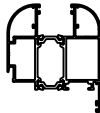
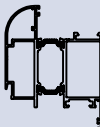
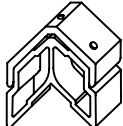
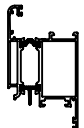
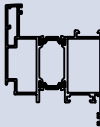
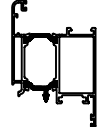
Referencia	Código	Esquema	Descripción
<b>067.014.1</b>  ESCUADRA EUROPEA CÁMARA 14	9801422		HOJA RECTA
	9801426		HOJA AJUNQUILLADA
	5421420		HOJA VENTANA
	5421421		HOJA VENTANA
	5421422		HOJA AJUNQUILLADA
	5421423		HOJA RECTA
<b>067.041.1</b>  ESCUADRA EXTERIOR CÁMARA 14	9801410		MARCO VENTANA
	9801411		MARCO CON SOLAPE
	9801412		MARCO CON SOLAPE
	201410		HOJA CONTRAVENTANA
	9801420		HOJA VENTANA



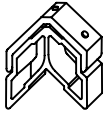
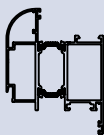
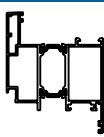
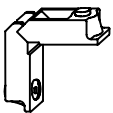
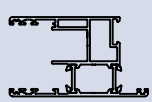

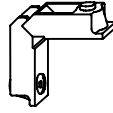


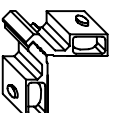
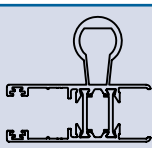
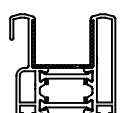
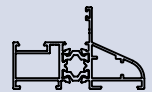


Referencia	Código	Esquema	Descripción
067.041.1  ESCUADRA EXTERIOR CÁMARA 14	9801422		HOJA RECTA
	9801426		HOJA AJUNQUILLADA
067.032.1  ESCUADRA EUROPEA CÁMARA 32	9813210		MARCO PUERTA
	9803210		MARCO PUERTA
	5423210		MARCO PUERTA
	9814029		HOJA PUERTA APERTURA EXTERIOR
	9803223		HOJA PUERTA APERTURA EXTERIOR
	5424029		HOJA PUERTA APERTURA EXTERIOR
	9813220		HOJA PUERTA
	9803220		HOJA PUERTA
	9803226		HOJA AJUNQUILLADA

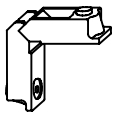
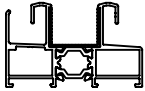
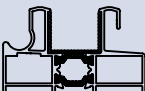


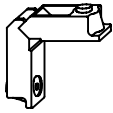
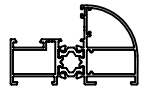
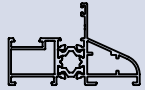
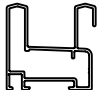
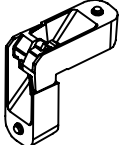
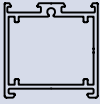
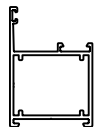
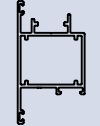
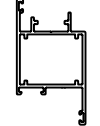
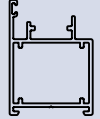


Referencia	Código	Esquema	Descripción
<b>067.032.1</b>  ESCUADRA EUROPEA CÁMARA 32	5423200		HOJA PUERTA
	9803210		MARCO PUERTA
<b>067.042.1</b>  ESCUADRA EXTERIOR CÁMARA 32	9803223		HOJA PUERTA APERTURA EXTERIOR
	9803220		HOJA PUERTA
	9803226		HOJA AJUNQUILLADA
	9804020		HOJA PUERTA
<b>067.040.1</b>  ESCUADRA INTERIOR CÁMARA 40	9814020		HOJA PUERTA
	9804028		HOJA PUERTA RECTA
	5424020		HOJA PUERTA

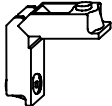
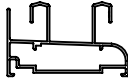

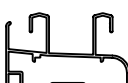
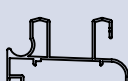
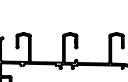
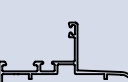

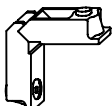

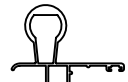
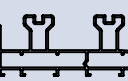



Referencia	Código	Esquema	Descripción
067.050.1  ESCUADRA EXTERIOR CÁMARA 40	9804020		HOJA PUERTA
	9804028		HOJA PUERTA RECTA
135.014.2  ESCUADRA HOJA Y FIJO PARTE EXTERIOR	135260		HOJA PERIMETRAL
	135080		MARCO PERIMETRAL
135.016.2  ESCUADRA FIJO PARTE INTERIOR	135080		MARCO PERIMETRAL
	7560		HOJA VENTANA
075.011.1  ESCUADRA PERIMETRAL	7561		HOJA REFORZADA
	7503		MARCO PERIMETRAL
	7581		MARCO FIJO (EXTERIOR)

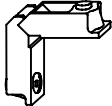


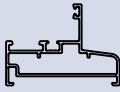

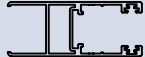

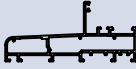

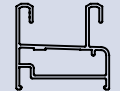
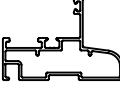
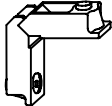





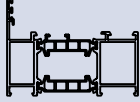
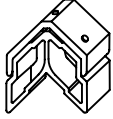
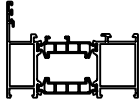

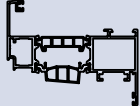
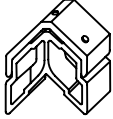
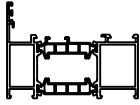
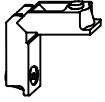
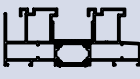



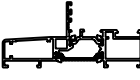
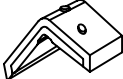

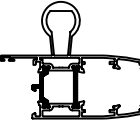
Referencia	Código	Esquema	Descripción
075.014.2  ESCUADRA PERIMETRAL	7501		MARCO PERIMETRAL
	7502		MARCO PERIMETRAL
	7530		MARCO PERIMETRAL
	7531		MARCO PERIMETRAL
070.061.2  ESCUADRA PERIMETRAL	7580		MARCO FIJO
	7581		MARCO FIJO (INTERIOR)
	703		MARCO PERIMETRAL
500.033.2  ESCUADRA P-50	5041		MAINEL EXTERIOR
	5011		MARCO PUERTA
	5030		HOJA APERTURA EXTERIOR
	5020		HOJA APERTURA INTERIOR
	5010		MARCO PUERTA



Referencia	Código	Esquema	Descripción
070.014.2  ESCUADRA PERIMETRAL	701		MARCO PERIMETRAL
	702		MARCO PERIMETRAL
	710		MARCO PERIMETRAL
	720		MARCO PERIMETRAL
	730		MARCO PERIMETRAL
	708		MARCO FIJO
	780		MARCO FIJO
	050.011.2  ESCUADRA PERIMETRAL	760	
761			HOJA PERIMETRAL
10001			MARCO PERIMETRAL
10060			HOJA PERIMETRAL



Referencia	Código	Esquema	Descripción
 <p>050.011.2 ESCUADRA PERIMETRAL</p>	601		MARCO PERIMETRAL
	630		MARCO PERIMETRAL
	608		MARCO FIJO
	706		HOJA PERIMETRAL
	762		HOJA PERIMETRAL
	10030		MARCO PERIMETRAL
	10080		MARCO FIJO
	602		MARCO PERIMETRAL
	603		MARCO PERIMETRAL
	680		MARCO FIJO
 <p>060.011.2 ESCUADRA PERIMETRAL</p>	660		HOJA PERIMETRAL
	606		HOJA PERIMETRAL

Referencia	Código	Esquema	Descripción
<b>085.028.1</b>  ESCUADRA EXTERIOR	8502710		MARCO VENTANA
<b>085.027.1</b>  ESCUADRA INTERIOR	8502710		MARCO VENTANA
<b>085.018.1</b>  ESCUADRA EXTERIOR	8502228		HOJA VENTANA
<b>085.022.1</b>  ESCUADRA INTERIOR	8502228		HOJA VENTANA
<b>135.010.2</b>  ESCUADRA MARCO	135001		MARCO PERIMETRAL
<b>102.010.1</b>  ESCUADRA MARCO	102010		MARCO PERIMETRAL
	102310		MARCO PERIMETRAL
	102080		MARCO FIJO
<b>102.014.1</b>  ESCUADRA HOJA	102260		HOJA PERIMETRAL
	102261		HOJA PERIMETRAL



**HIERROS  
JÁTIVA**

**CENTRAL**

Pol.Ind. "La Vila" Parcela 5.  
46819 / Novetlé / Valencia (Spain)  
administracion@hierrosjativa.com

Tel.: 96 227 08 00  
Fax.: 96 227 41 63  
HIERRO: 678 255 770  
ALUMINIO: 678 252 153

.....

**DELEGACIÓN ALICANTE**

Pol.Ind. I-8, Calle Catral  
033330 / Crevillente / Alicante (Spain)  
crevillente@hierrosjativa.com

Tel.: 96 540 45 61  
Fax.: 96 540 46 45

.....

**DELEGACIÓN ZARAGOZA**

Alfredo Abad

alfredoberdusan@gmail.com  
Tel.: 647 576 092