


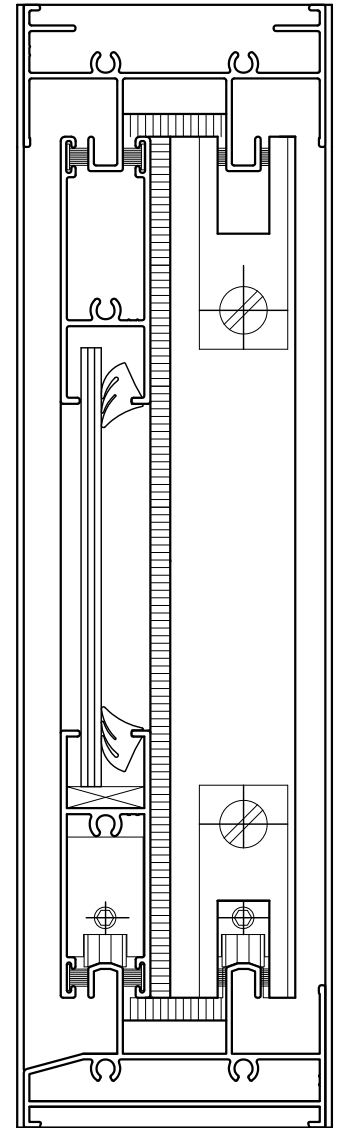
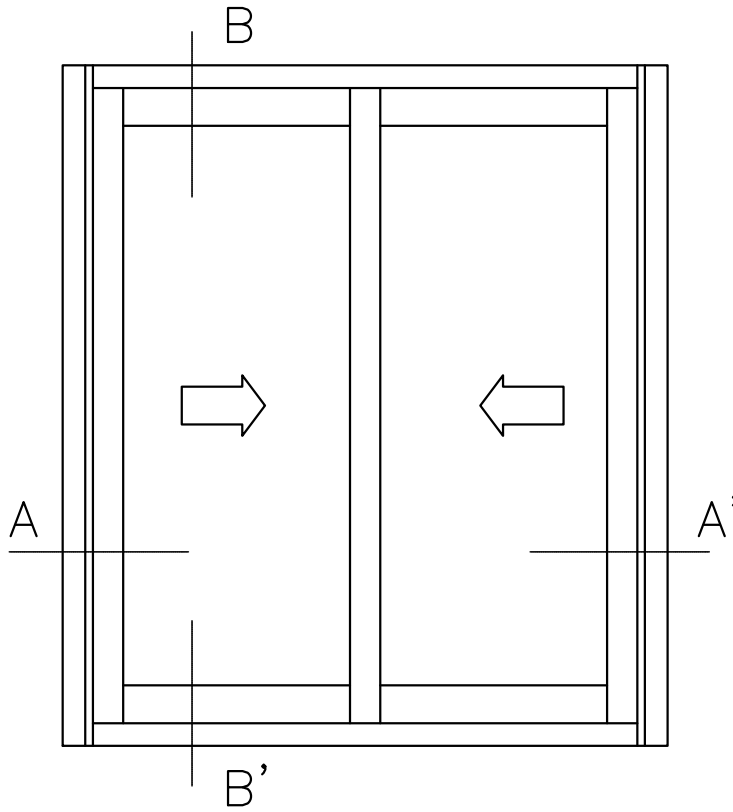


Sections

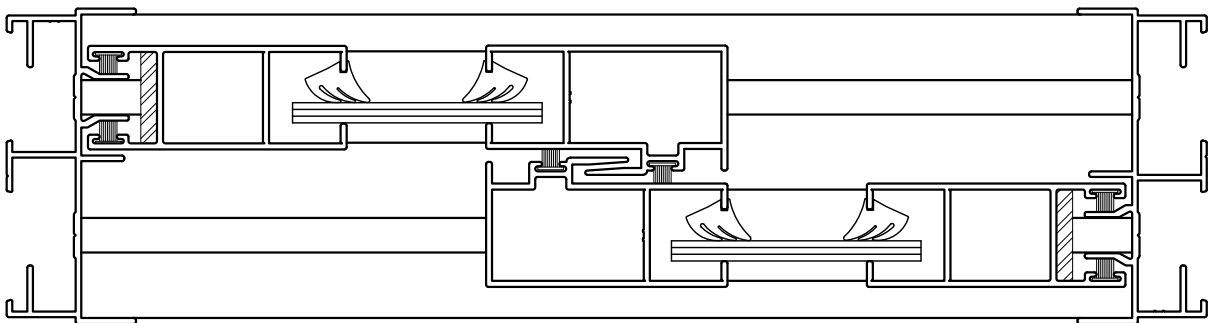
Secciones



Sections - *Secciones*




Sección B-B'

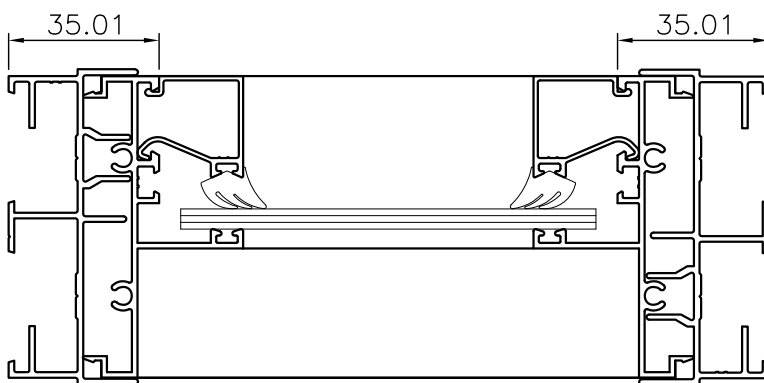
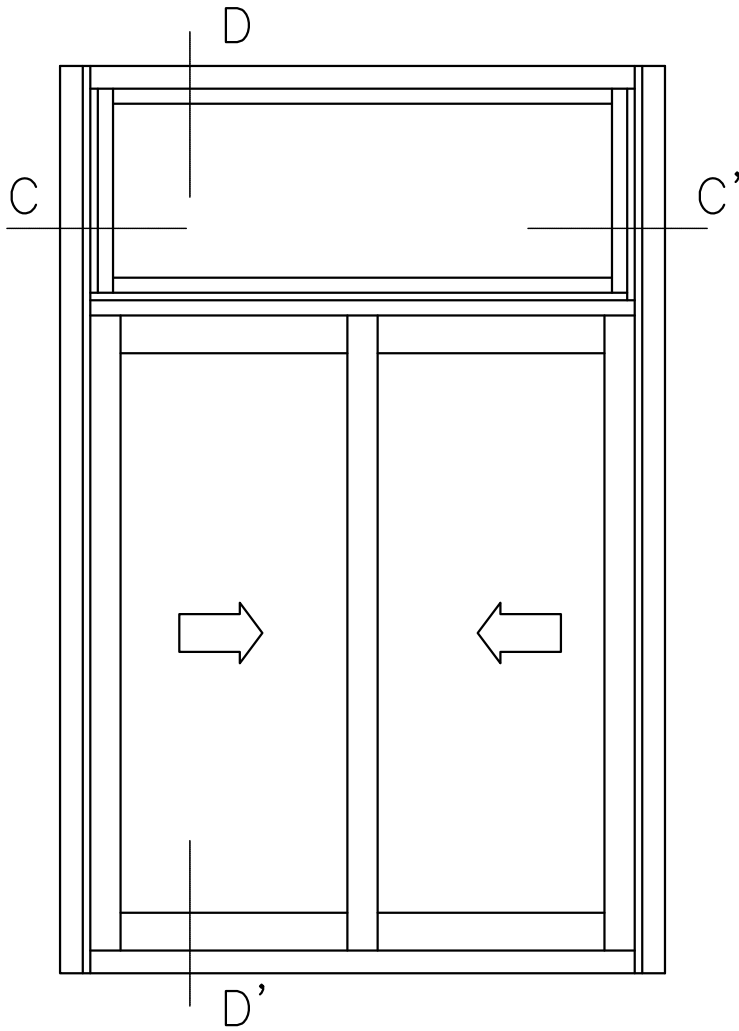


Sección A-A'

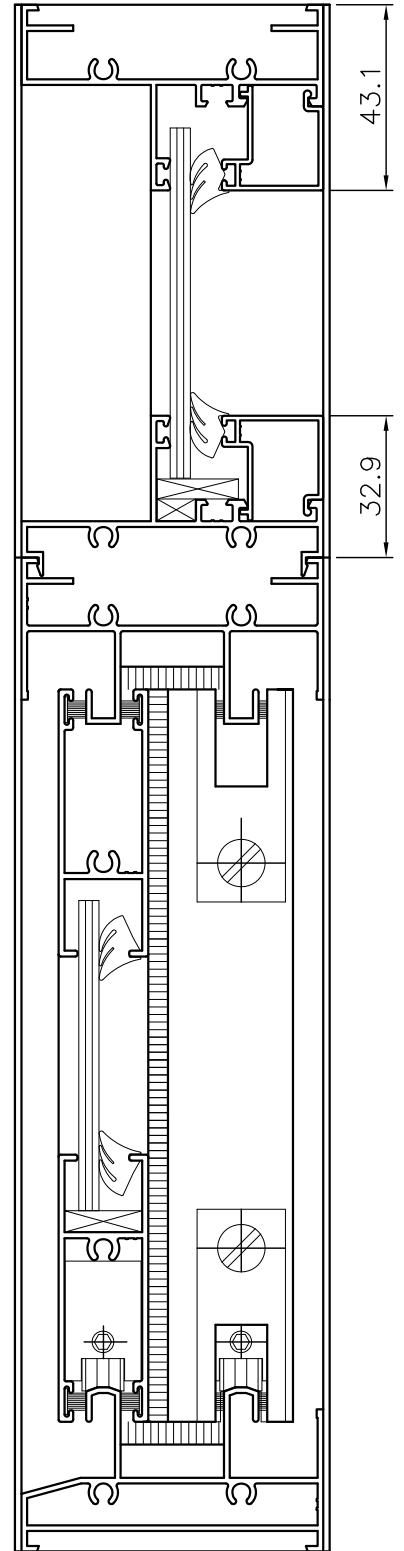
TWO SASH WINDOW
VENTANA DOS HOJAS



Sections - Secciones




Sección C-C'



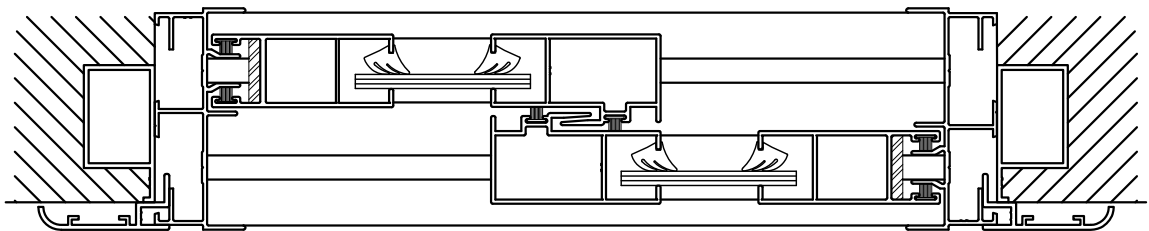
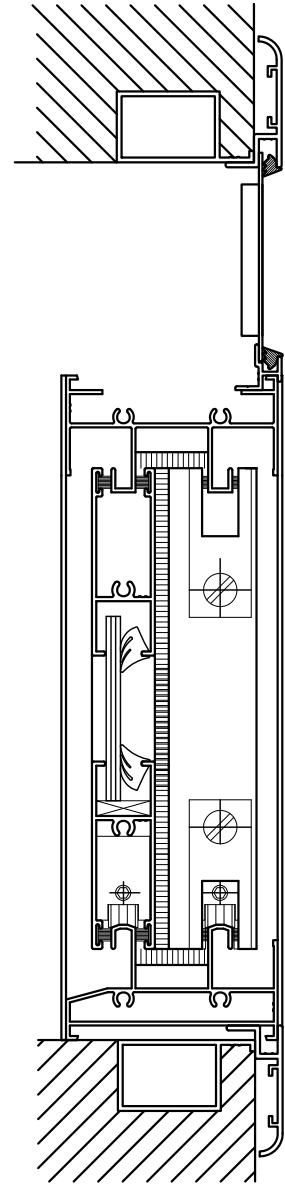
Sección D-D'


T† \ ° o = † @) \ † † @ = 7@E) ·

t-Vu° V°) -) \ o = \ K o # \ V 7@

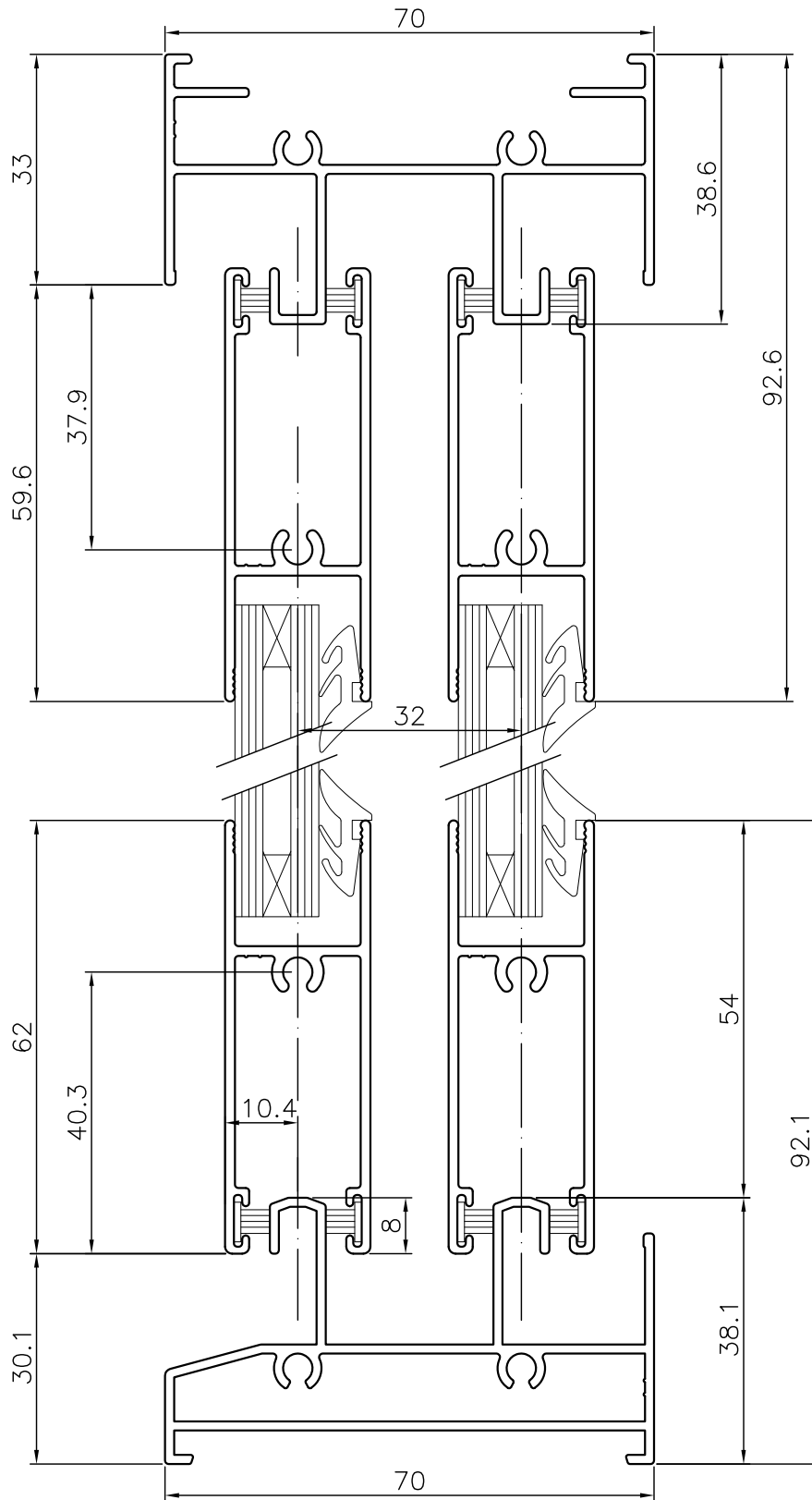


Sections - *Secciones*






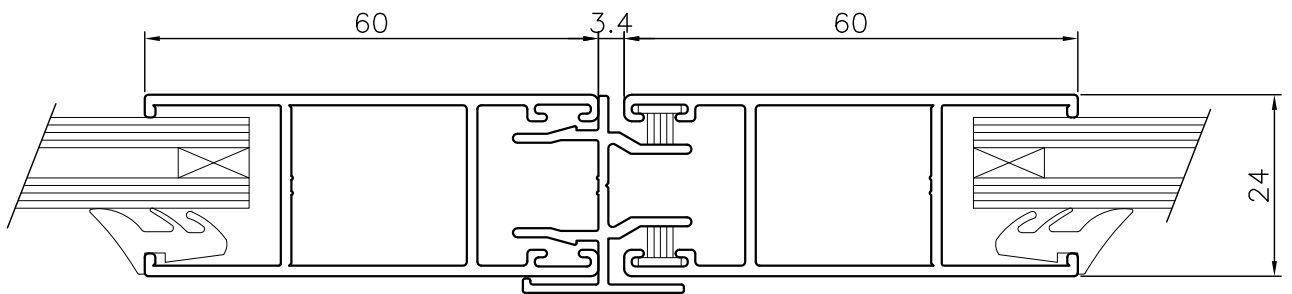
Sections - *Secciones*



WINDOW SUPERIOR AND INFERIOR JOINT
NUDO SUPERIOR E INFERIOR VENTANA




Sections - *Secciones*

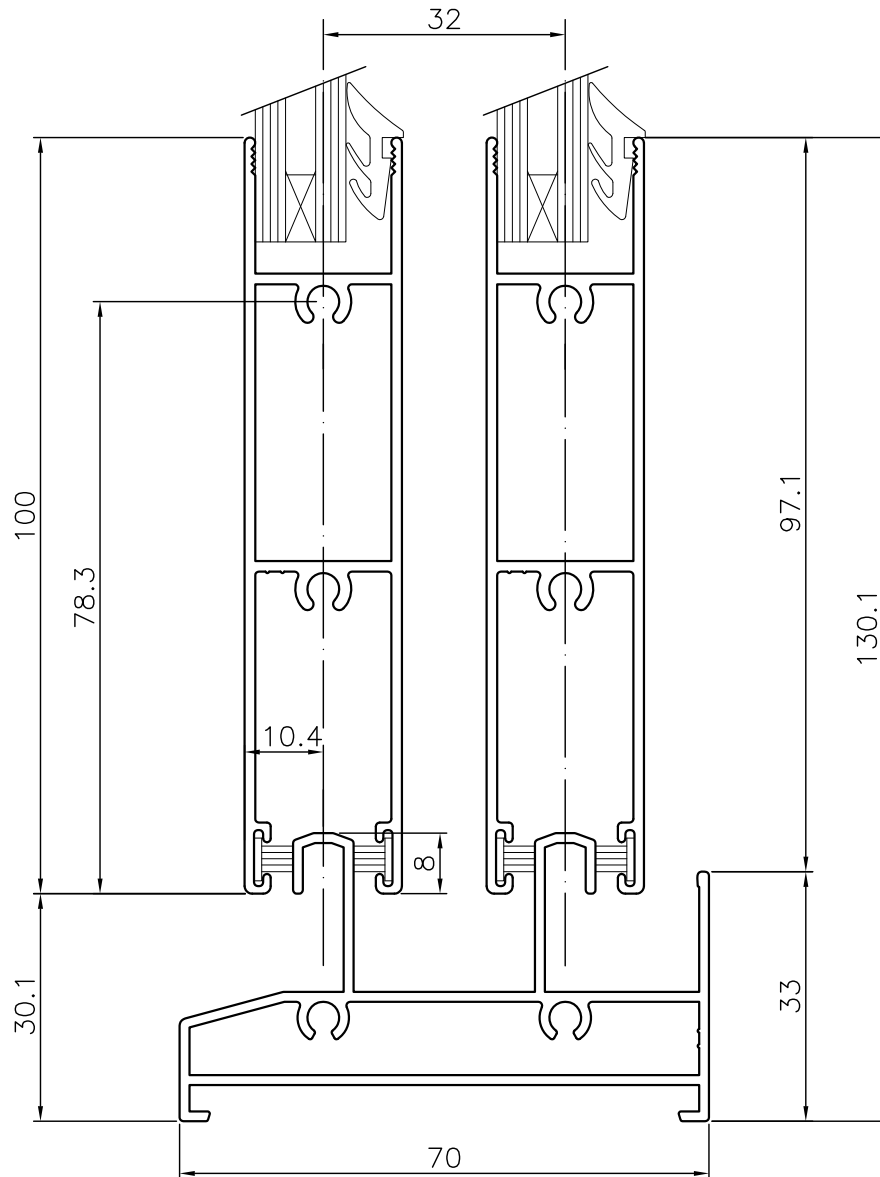


FOUR SASHES CENTRAL JOINT

NUDO #-Vuk° Ø ÷\K o




Sections - *Secciones*

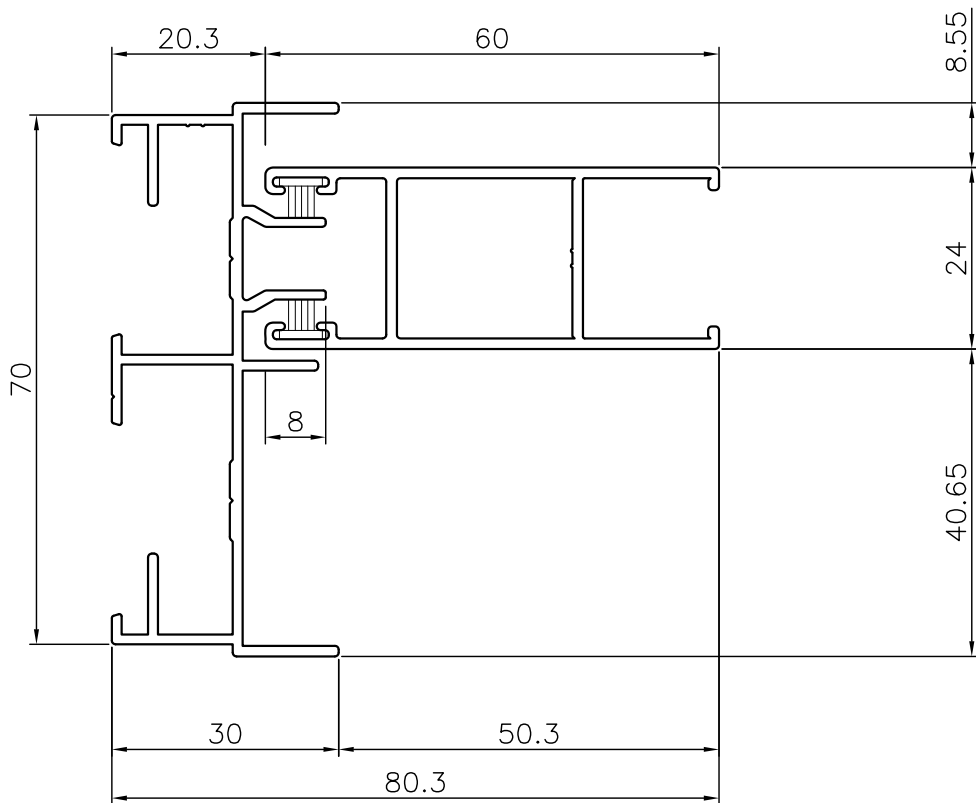


INFERIOR JOINT WITH SKIRTING BOARD

NUDO INFERIOR # V - \ # Q

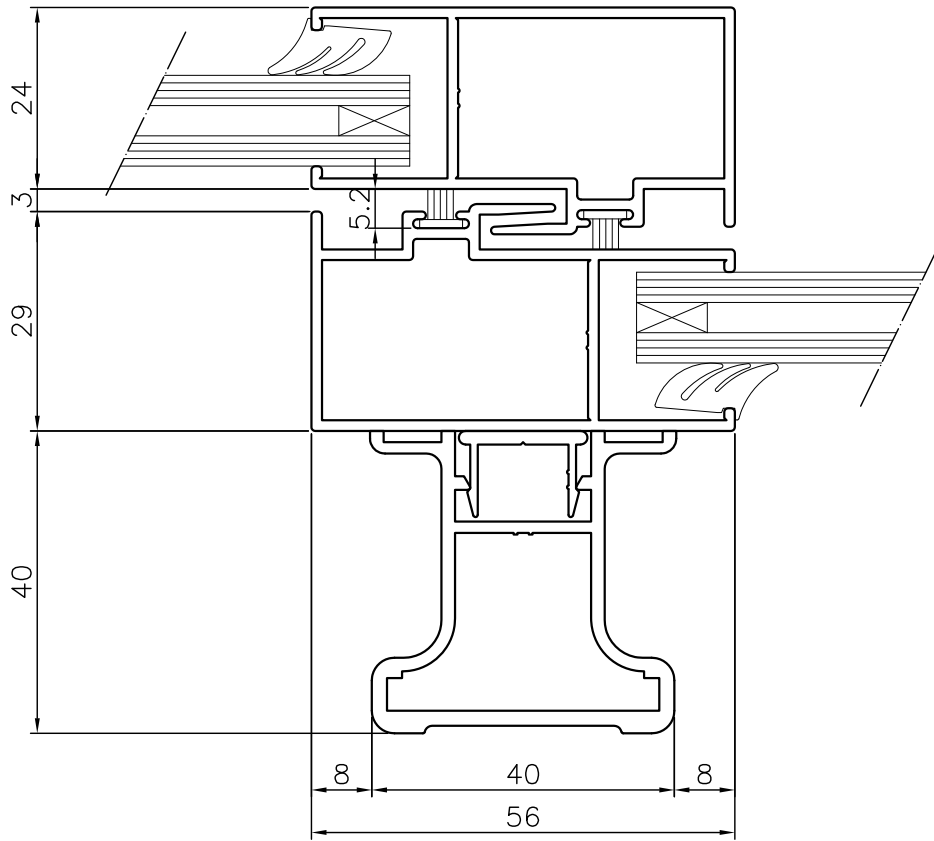


Sections - *Secciones*





Sections - *Secciones*




REINFORCED CENTRAL JOINT
NUDO CENTRAL REFORZADO

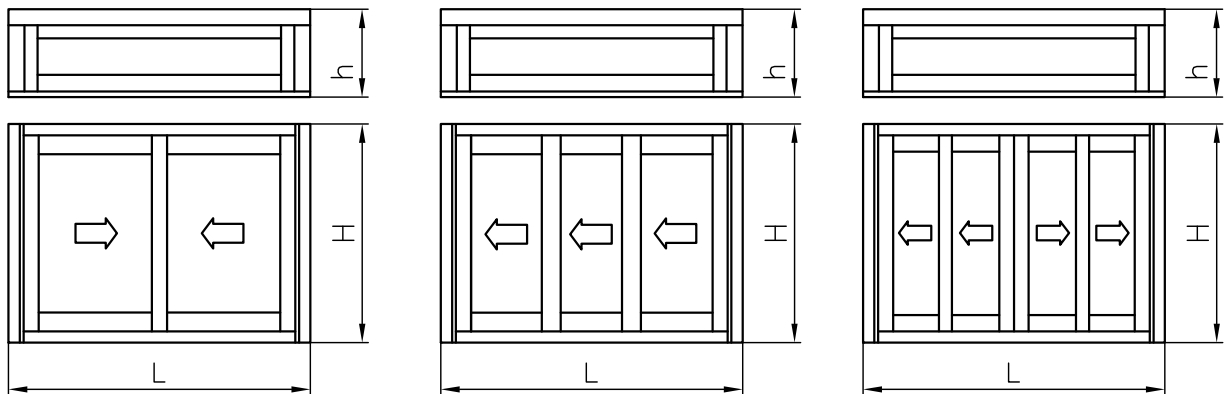


Cutting schemes

Esquemas de corte



7i h]b['gWYa Yg - 7cfhY



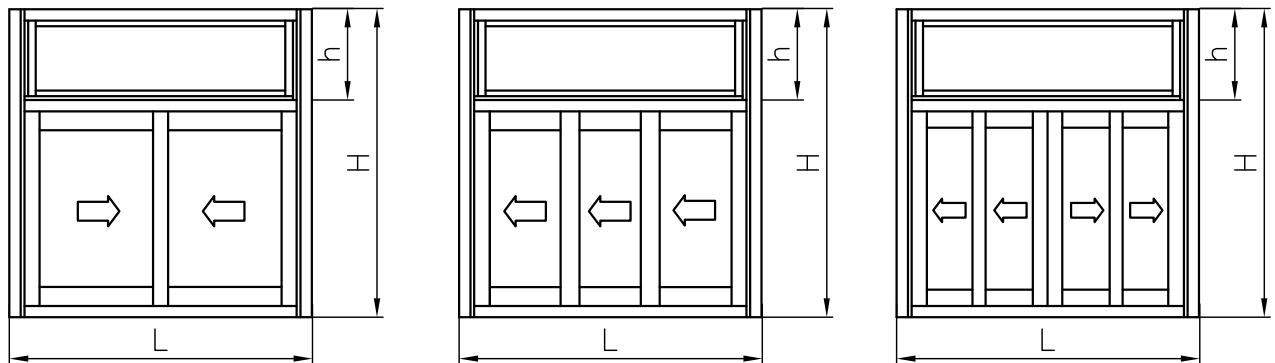
PERFILES – LONGITUDES DE CORTE								
PERFIL	FIGURA	DESCRIPCION	2 HOJAS		3 HOJAS		4 HOJAS	
			CANT.	CORTE	CANT.	CORTE	CANT.	CORTE
700010		MARCO SUPERIOR	1	L-36	1	L-36	1	L-36
700020		MARCO INFERIOR	1	L-36	1	L-36	1	L-36
700030		MARCO LATERAL	2	H	2	H	2	H
700040		HOJA LATERAL CAMARA 12	2	H-60	2	H-60	4	H-60
700045		HOJA LATERAL CAMARA 18	2	H-60	2	H-60	4	H-60
700050		HOJA CENTRAL CAMARA 12	2	H-60	4	H-60	4	H-60
700055		HOJA CENTRAL CAMARA 18	2	H-60	4	H-60	4	H-60
700060		HOJA DE RUEDA CAMARA 12	4	L/2 -13	6	L/3 +8	8	L/4 -4
700063		PARTELUCES CAMARA 21	2	L/2 -13	3	L/3 +8	4	L/4 -4
700065		HOJA DE RUEDA CAMARA 18	4	L/2 -13	6	L/3 +8	8	L/4 -4
700070		ZOCALO CAMARA 12	2	L/2 -13	3	L/3 +8	4	L/4 -4
700075		ZOCALO CAMARA 18	2	L/2 -13	3	L/3 +8	4	L/4 -4
700080		MARCO FIJO SIN CLIP	2	h-27	2	h-27	2	h-27
700090		MARCO FIJO CON CLIP	2	L	2	L	2	L
700140		HOJA LATERAL CAMARA 21	2	H-60	2	H-60	4	H-60
700150		HOJA CENTRAL CAMARA 21	2	H-60	4	H-60	4	H-60
700160		HOJA DE RUEDA CAMARA 21	4	L/2 -13	6	L/3 +8	8	L/4 -4
700170		ZOCALO CAMARA 21	2	L/2 -13	3	L/3 +8	4	L/4 -4
700400		PERFIL 4 HOJAS					1	H-60
700401		DIVISOR CRISTAL SIMPLE	2	L/2 -13	3	L/3 +8	4	L/4 -4
700402		DIVISOR CRISTAL DOBLE	2	L/2 -13	3	L/3 +8	4	L/4 -4
VARIOS		JUNQUILLO	2	L-48	2	L-48	2	L-48
VARIOS		JUNQUILLO	2	h-70	2	h-70	2	h-70

T† \ † ° ' o#yuu@8† @= 7@E) ' @) -h-V)-Vu

CORTE DE DOS CARRILES CON FIJO INDEPENDIENTE




7i h]b['gWYa Yg - 7cfhY



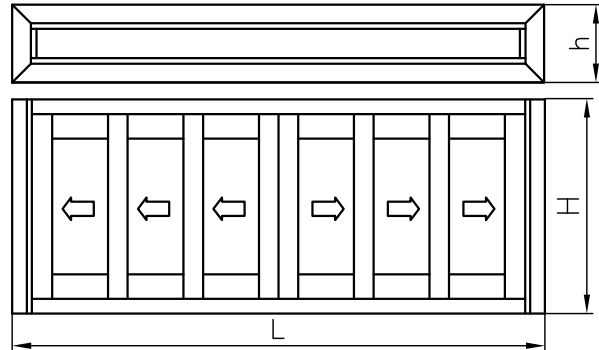
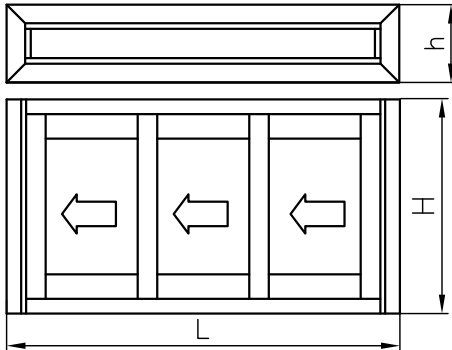
PERFILES – LONGITUDES DE CORTE								
PERFIL	FIGURA	DESCRIPCION	2 HOJAS		3 HOJAS		4 HOJAS	
			CANT.	CORTE	CANT.	CORTE	CANT.	CORTE
700010		MARCO SUPERIOR	1	L-36	1	L-36	1	L-36
700020		MARCO INFERIOR	1	L-36	1	L-36	1	L-36
700030		MARCO LATERAL	2	H	2	H	2	H
700040		HOJA LATERAL CAMARA 12	2	H -h -60	2	H -h -60	4	H -h -60
700045		HOJA LATERAL CAMARA 18	2	H -h -60	2	H -h -60	4	H -h -60
700050		HOJA CENTRAL CAMARA 12	2	H -h -60	4	H -h -60	4	H -h -60
700055		HOJA CENTRAL CAMARA 18	2	H -h -60	4	H -h -60	4	H -h -60
700060		HOJA DE RUEDA CAMARA 12	4	L/2 -13	6	L/3 +8	8	L/4 -4
700063		PARTELUCES CAMARA 21	2	L/2 -13	3	L/3 +8	4	L/4 -4
700065		HOJA DE RUEDA CAMARA 18	4	L/2 -13	6	L/3 +8	8	L/4 -4
700070		ZOCALO CAMARA 12	2	L/2 -13	3	L/3 +8	4	L/4 -4
700075		ZOCALO CAMARA 18	2	L/2 -13	3	L/3 +8	4	L/4 -4
700080		MARCO FIJO SIN CLIP	1	L-35	1	L-35	1	L-35
700090		MARCO FIJO CON CLIP	1	L-35	1	L-35	1	L-35
700090		MARCO FIJO CON CLIP	2	h-27	2	h-27	2	h-27
700140		HOJA LATERAL CAMARA 21	2	H -h -60	2	H -h -60	4	H -h -60
700150		HOJA CENTRAL CAMARA 21	2	H -h -60	4	H -h -60	4	H -h -60
700160		HOJA DE RUEDA CAMARA 21	4	L/2 -13	6	L/3 +8	8	L/4 -4
700170		ZOCALO CAMARA 21	2	L/2 -13	3	L/3 +8	4	L/4 -4
700400		PERFIL 4 HOJAS					1	H -h -60
700401		DIVISOR CRISTAL SIMPLE	2	L/2 -13	3	L/3 +8	4	L/4 -4
700402		DIVISOR CRISTAL DOBLE	2	L/2 -13	3	L/3 +8	4	L/4 -4
VARIOS		JUNQUILLO	2	L-82	2	L-82	2	L-82
VARIOS		JUNQUILLO	2	h-76	2	h-76	2	h-76

TWO WAYS CUTTING WITH FIXED CLIPPING

CORTE DE DOS CARRILES CON FIJO CLIPADO



7i h]b['gWYa Yg - 7cfhY



PERFILES - LONGITUDES DE CORTE						
PERFIL	FIGURA	DESCRIPCION	3 HOJAS		6 HOJAS	
			CANT.	CORTE	CANT.	CORTE
700040		HOJA LATERAL CAMARA 12	2	H-60	4	H-60
700045		HOJA LATERAL CAMARA 18	2	H-60	4	H-60
700050		HOJA CENTRAL CAMARA 12	4	H-60	8	H-60
700055		HOJA CENTRAL CAMARA 18	4	H-60	8	H-60
700060		HOJA DE RUEDA CAMARA 12	6	L/3 +8	12	L/6+13
700063		PARTELUCES CAMARA 21	3	L/3 +8	6	L/6+13
700065		HOJA DE RUEDA CAMARA 18	6	L/3 +8	12	L/6+13
700070		ZOCALO CAMARA 12	3	L/3 +8	6	L/6+13
700075		ZOCALO CAMARA 18	3	L/3 +8	6	L/6+13
700140		HOJA LATERAL CAMARA 21	2	H-60	4	H-60
700150		HOJA CENTRAL CAMARA 21	4	H-60	8	H-60
700160		HOJA DE RUEDA CAMARA 21	6	L/3 +8	12	L/6+13
700170		ZOCALO CAMARA 21	3	L/3 +8	6	L/6+13
700310		MARCO SUPERIOR TRES CARRILES	1	L-36	1	L-36
700320		MARCO INFERIOR TRES CARRILES	1	L-36	1	L-36
700330		MARCO LATERAL TRES CARRILES	2	H	2	H
700400		PERFIL 4 HOJAS			1	H -h -60
700401		DIVISOR CRISTAL SIMPLE	3	L/3 +8	6	L/3 +8
700402		DIVISOR CRISTAL DOBLE	3	L/3 +8	6	L/3 +8
10080		MARCO FIJO	2	L	2	L
10080		MARCO FIJO	2	h	2	h
VARIOS		JUNQUILLO	2	L-52	2	L-52
VARIOS		JUNQUILLO	2	h-91	2	h-91

THREE WAYS CUTTING WITH FIXED INDEPENDENT

CORTE DE TRES CARRILES CON FIJO INDEPENDIENTE