

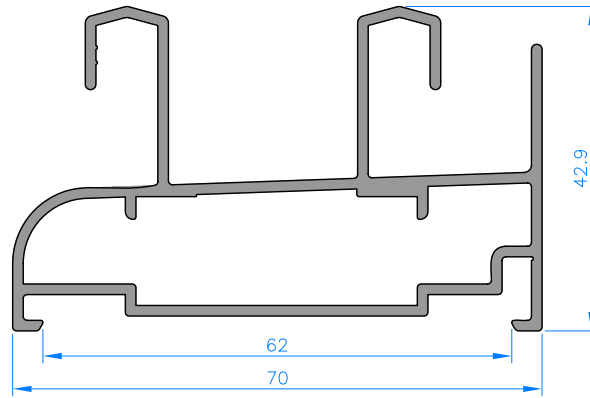


Profiles

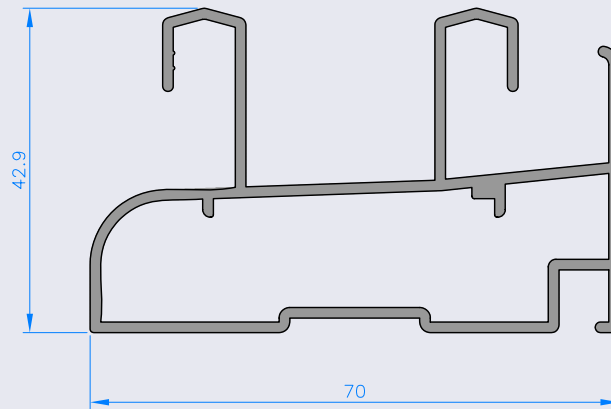
Perfiles



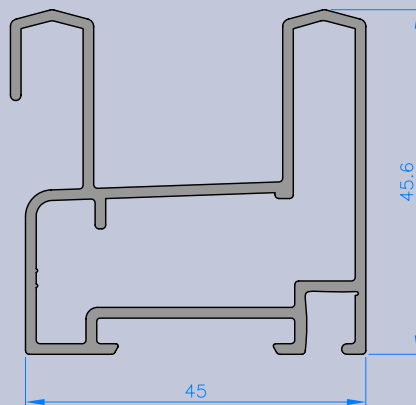
Profiles - *Perfiles*




701



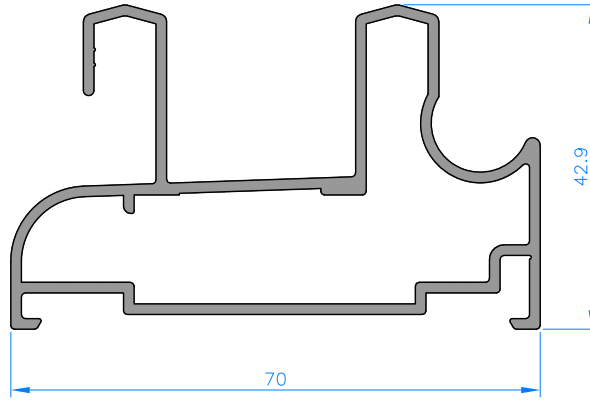
710



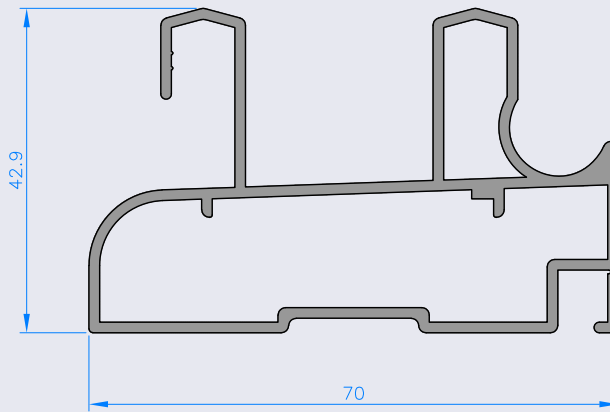
703



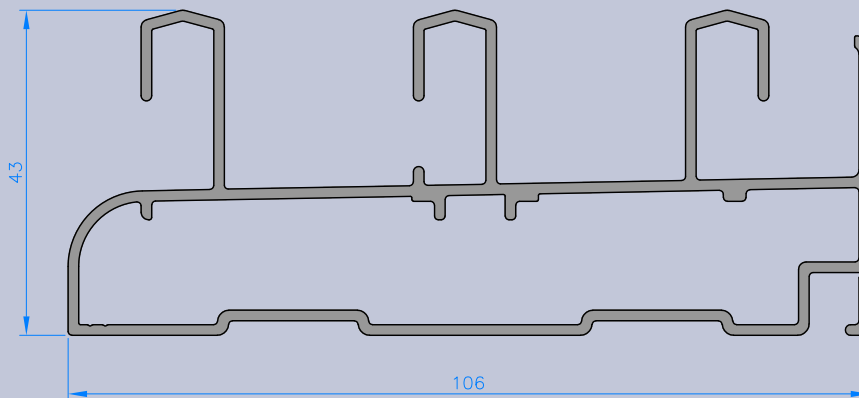
Profiles - *Perfiles*




702



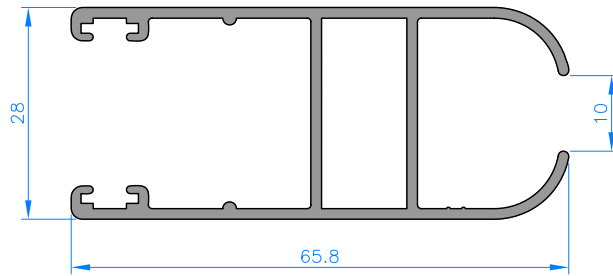
720



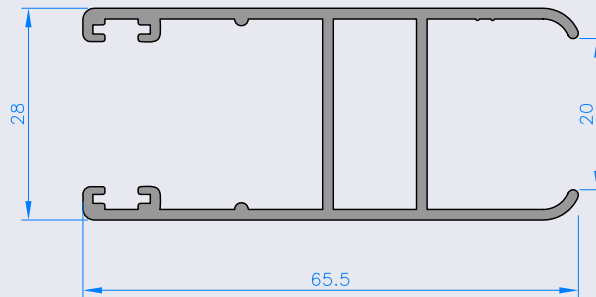
730



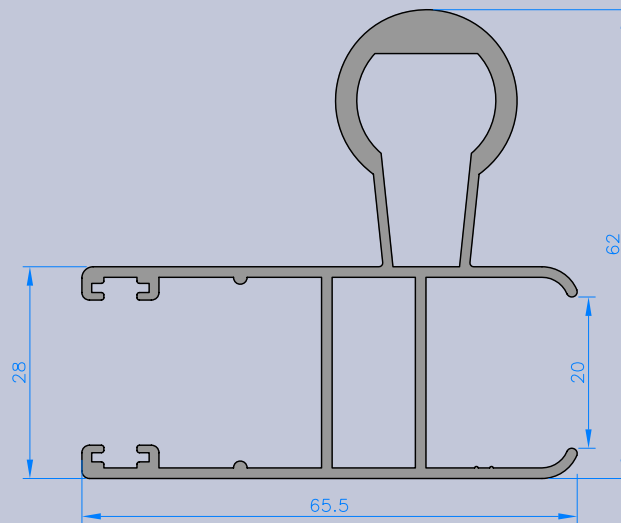
Profiles - *Perfiles*



706



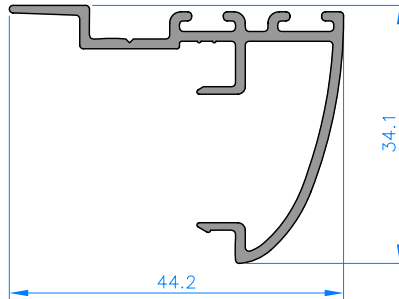
760



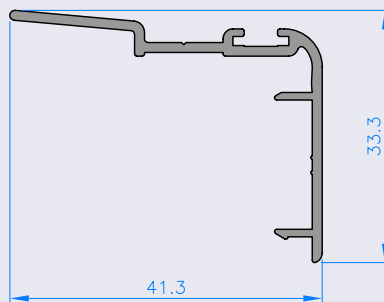
761



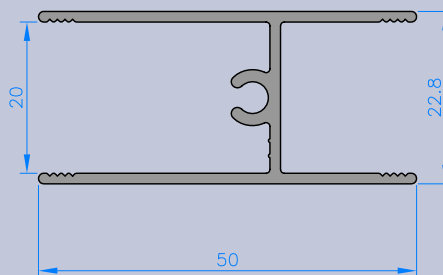
Profiles - *Perfiles*



704




705

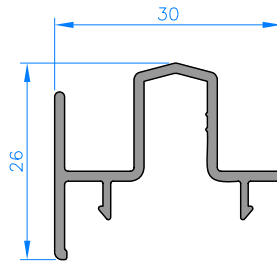


743*

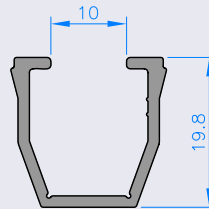
* Consultar existencias o pedido mínimo



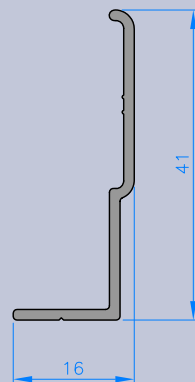
Profiles - *Perfiles*



741



742

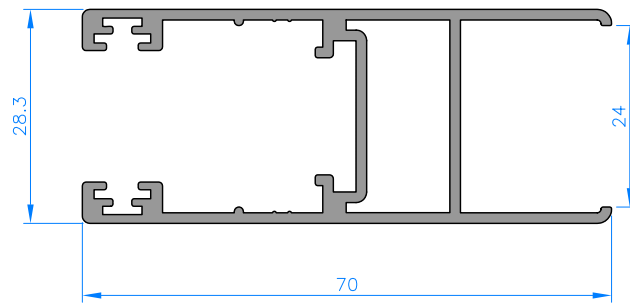


715*

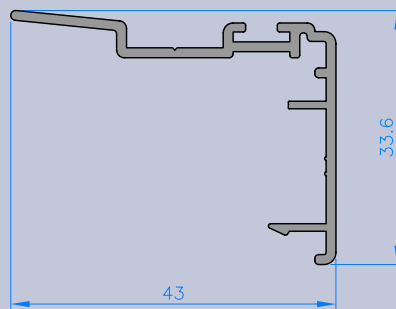
* Consultar existencias o pedido mínimo




Profiles - *Perfiles*



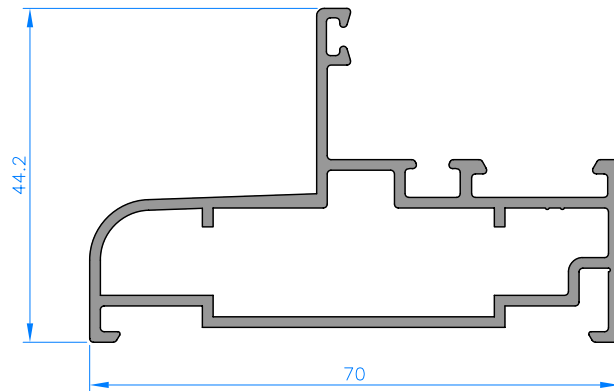
762



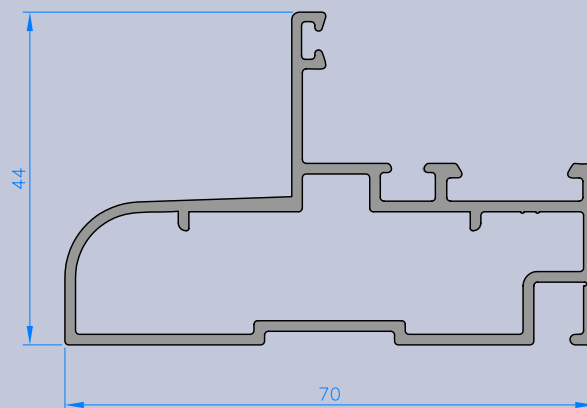
765



Profiles - *Perfiles*



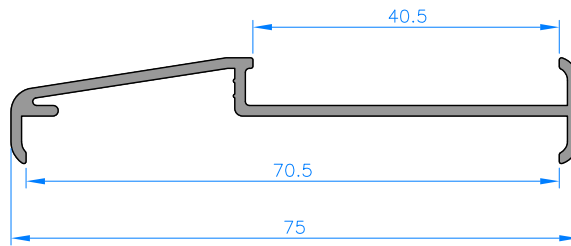
708




780



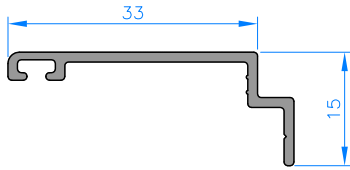
Profiles - *Perfiles*



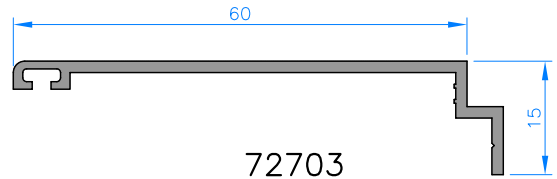
700404



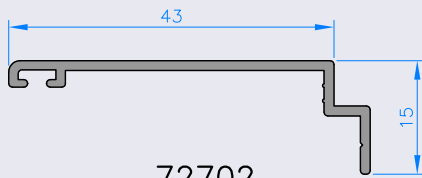
Profiles - *Perfiles*



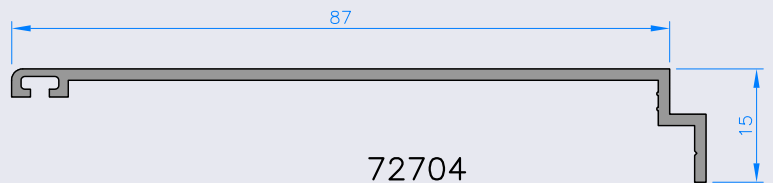
72701



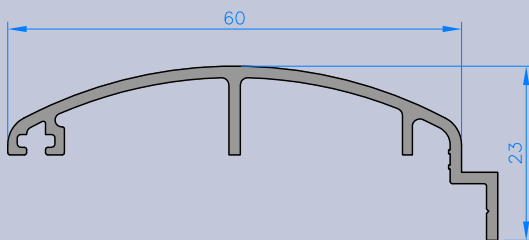
72703



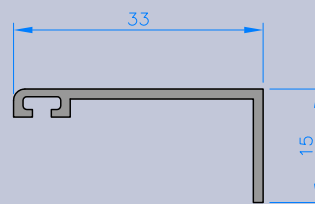
72702



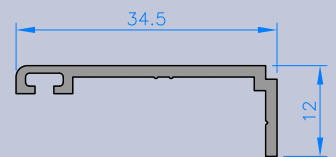
72704



72708




72800*

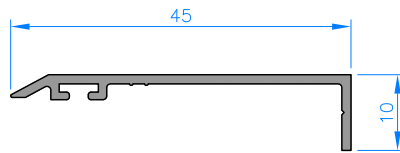


72801

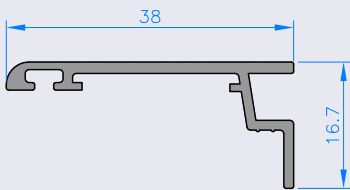
* Consultar existencias o pedido mínimo



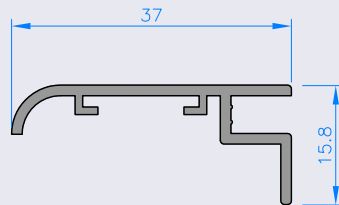
Profiles - Perfiles



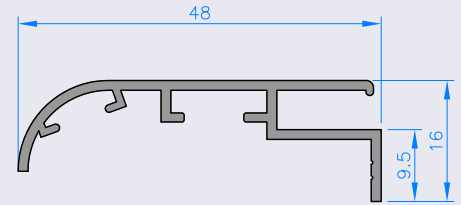
72802



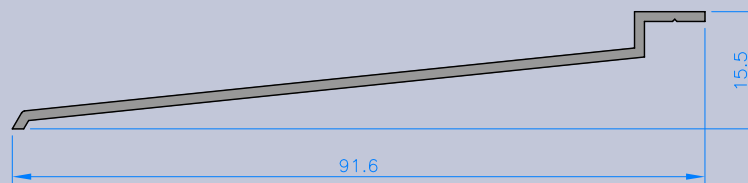
72804



72803




72481

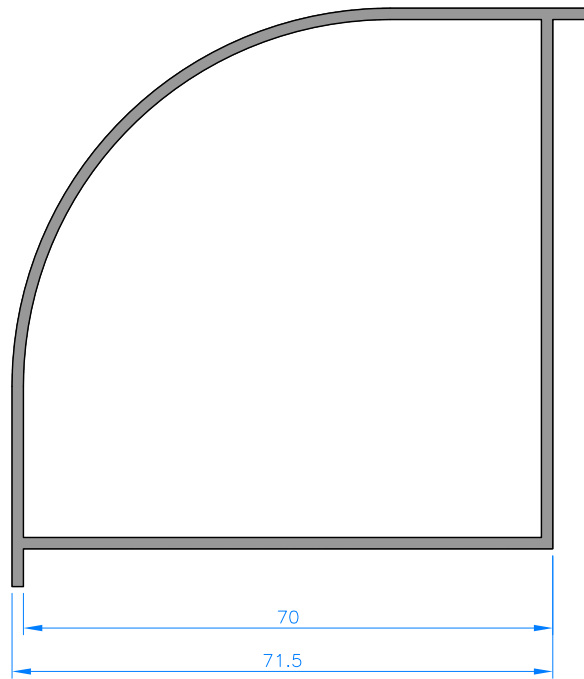


4657*

* Consultar existencias o pedido mínimo



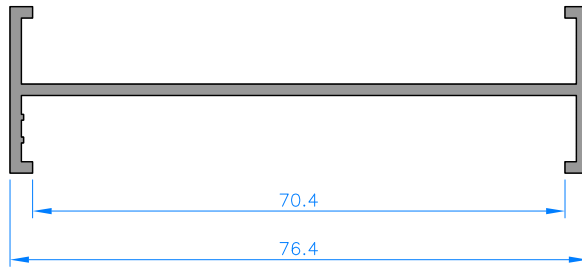
Profiles - *Perfiles*




700407 *



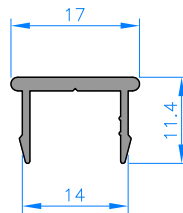
Profiles - *Perfiles*



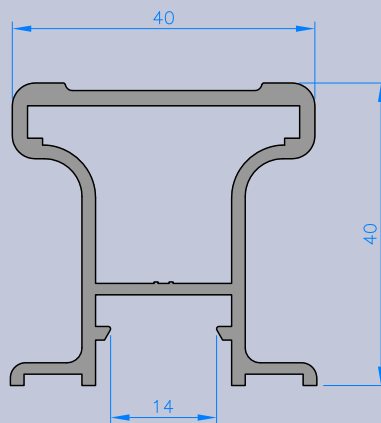
700410



Profiles - *Perfiles*



800416*




800417*

* Consultar existencias o pedido mínimo

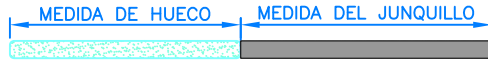


Glazing

Acristalamiento



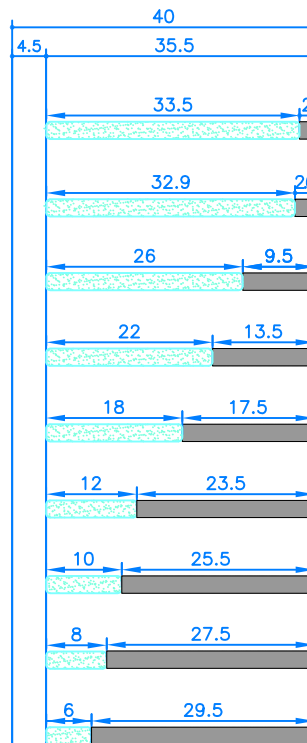
Glazing - Acristamiento



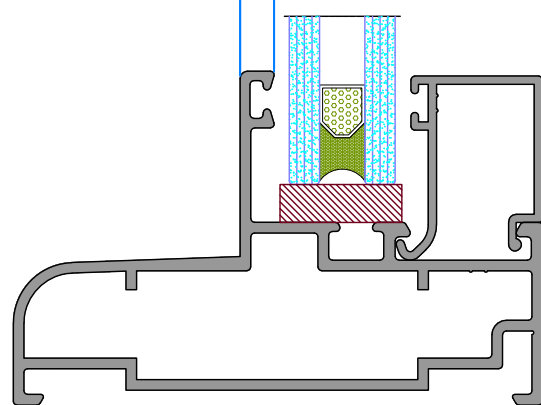
Para calcular el vidrio:

Descontar la medida de juntas, según indicaciones del fabricante.

9998216		3 MM FIN EXT. GLAZING JOINT JUNTA ACRISTALAMIENTO EXTERIOR DE 3 MM.
9998226		6 MM FIN EXT. GLAZING JOINT JUNTA ACRISTALAMIENTO EXTERIOR DE 6 MM.
9998236		3 MM FIN INT. GLAZING JOINT JUNTA ACRISTALAMIENTO DE CUÑA DE 3 MM.
9998246		4 MM FIN INT. GLAZING JOINT JUNTA ACRISTALAMIENTO DE CUÑA DE 4 MM.
9998256		5 MM FIN INT. GLAZING JOINT JUNTA ACRISTALAMIENTO DE CUÑA DE 5 MM.
9998266		6/7 MM FIN INT. GLAZING JOINT JUNTA ACRISTALAMIENTO DE CUÑA DE 6/7 MM.
9998286		8/9 MM FIN INT. GLAZING JOINT JUNTA ACRISTALAMIENTO DE CUÑA DE 8/9 MM.
9998296		10 MM FIN INT. GLAZING JOINT JUNTA ACRISTALAMIENTO DE CUÑA DE 10 MM.



102308		
	940305	
940304	940314	940324
940303	940313	940323
940302	940312	940322
940301	940311	940321
940306		
850307		
940300	940310	940320




MEASURES OF HOLLOW FOR GLASSES

MEDIDAS DE HUECO PARA VIDRIO



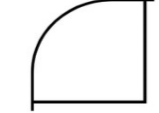



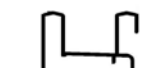

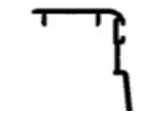
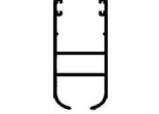

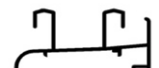


Technical Data

Datos técnicos




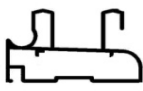
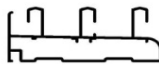


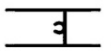
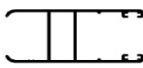
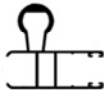
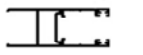



Technical Data - *Datos técnicos*

Reference <i>Referencia</i>	Scheme <i>Esquema</i>	Description <i>Descripción</i>	Weight <i>Peso</i> Kg/Mts	Perimeter <i>Perimetro</i> ext.	int.	total	Faces <i>Caras</i>	Jx cm. ⁴	Jy c. ⁴
4657*		EXTENSION PROFILE <i>PERFIL ALARGADERA</i>	0,344	19,7	---	19,7	1	0,02	9,42
700404		70x40 FLAG PROFILE <i>PERFIL BANDERA 70x40</i>	0,409	21,4	---	21,4	2	0,12	9,60
700407*		CORNER <i>ESQUINERO</i>	1,093	28,5	25,3	53,8	3	23,66	37,48
700410		WINDOW JOINT <i>UNION VENTANA</i>	0,503	25,1	---	25,1	2	0,36	15,42
701		PERIMETRAL FRAME TWO WAYS <i>MARCO PERIMETRAL DE DOS CARRILES</i>	1,124	40,1	17,3	57,4	2	6,67	20,80
702		PERIMETRAL FRAME TWO WAYS <i>MARCO PERIMETRAL DE DOS CARRILES</i>	1,062	33,7	20,9	54,5	2	6,52	19,14
703		PERIMETRAL FRAME TWO WAYS <i>MARCO PERIMETRAL DE DOS CARRILES</i>	0,900	29,5	17,3	46,8	2	6,83	9,07
704		CURVED COMPLEMENT CENTRAL SASH <i>SUPLEMENTO CURVO HOJA CENTRAL</i>	0,410	23,6	---	23,6	3	1,16	2,51
705		STRAIGHT COMPL. CENTRAL SASH <i>SUPLEMENTO RECTO HOJA CENTRAL</i>	0,302	17,7	---	17,7	2	0,44	2,34
706		PERIMETRAL SASH NORMAL GLAZING <i>HOJA PERIMETRAL CRISTAL SENCILLO</i>	0,790	33,8	7,3	41,1	2	0,91	10,00
708		PERIMETRAL FIXED FRAME <i>MARCO FIJO PERIMETRAL</i>	0,936	30,1	17,8	47,9	3	3,85	16,08
710		PERIMETRAL FRAME TWO WAYS <i>MARCO PERIMETRAL DE DOS CARRILES</i>	1,101	38,9	18,1	57,0	2	7,26	20,15


* Consultar existencias o pedido mínimo















Technical Data - *Datos técnicos*

Reference <i>Referencia</i>	Scheme <i>Esquema</i>	Description <i>Descripción</i>	Weight <i>Peso</i> Kg/Mts	Perimeter <i>Perimetro</i> ext.	int.	total	Faces <i>Caras</i>	Jx cm. ⁴	Jy c. ⁴
715*		CAP PROFILE <i>PERFIL VISERA</i>	0,212	11,4	---	11,4	1	0,06	1,46
720		PERIMETRAL FRAME TWO WAYS <i>MARCO PERIMETRAL DE DOS CARRILES</i>	1,125	32,6	24,0	56,6	2	7,13	19,69
730		PERIMETRAL FRAME THREE WAYS <i>MARCO PERIMETRAL DE TRES CARRILES</i>	1,578	55,3	25,8	81,1	2	10,71	64,58
741		FOUR SASH PROFILE <i>PERFIL DE CUATRO HOJAS</i>	0,298	17,4	---	17,4	1	0,40	0,96
742		STICKS NORMAL GLAZING <i>JUNQUILLO CRISTAL SENCILLO</i>	0,242	11,7	---	11,7	1	0,42	0,49
743*		MULLION <i>PARTELUCE</i>	0,497	26,3	---	26,3	2	1,68	2,86
760		PERIMETRAL SASH FOR CHAMBERED GLAZING <i>HOJA PERIMETRAL CRISTAL CÁMARA</i>	0,770	32,8	7,2	40,1	2	3,97	9,37
761		REINFOR. PERIM. SASH CHAMBERED GLAZING <i>HOJA PERIM. REFORZ. CRISTAL CÁMARA</i>	1,344	40,1	15,5	55,6	2	9,69	24,65
762		PERIM. SASH CHAMB. GLAZ. MULTIP. LOCK. <i>HOJA PERIM. CRISTAL CÁM. CIERRE MULTIP.</i>	0,913	37,8	8,3	46,1	2	4,72	12,47
765		STRAIGHT COMPL. CENTRAL SASH 762 <i>SUPLEMENTO RECTO HOJA CENTRAL 762</i>	0,344	20,2	---	20,2	2	0,62	2,72
780		PERIMETRAL FIXED FRAME <i>MARCO FIJO PERIMETRAL</i>	0,928	28,8	18,2	47,0	2	4,27	15,32
72481		47 mm CURVED OVERLAP <i>SOLAPE CURVO DE 47 mm</i>	0,336	---	---	19,7	2	0,17	2,83

* Consultar existencias o pedido mínimo



Technical Data - *Datos técnicos*

Reference <i>Referencia</i>	Scheme <i>Esquema</i>	Description <i>Descripción</i>	Weight <i>Peso</i> Kg/Mts	Perimeter <i>Perimetro</i> ext.	Perimeter <i>Perimetro</i> int.	Perimeter <i>Perimetro</i> total	Faces <i>Caras</i>	Jx cm. ⁴	Jy cm. ⁴
72701		33 mm OVERLAP <i>SOLAPE DE 33 mm</i>	0,199	---	---	11,7	1	0,06	1,20
72702		43 mm OVERLAP <i>SOLAPE DE 43 mm</i>	0,234	---	---	13,7	1	0,07	2,23
72703		60 mm OVERLAP <i>SOLAPE DE 60 mm</i>	0,333	---	---	17,4	1	0,10	5,48
72704		87 mm OVERLAP <i>SOLAPE DE 87 mm</i>	0,443	---	---	22,8	1	0,11	14,14
72708		60 mm CURVED OVERLAP <i>SOLAPE CURVO DE 60 mm</i>	0,428	---	---	21,4	1	0,36	6,73
72800*		33 mm SUPERIOR OVERLAP <i>SOLAPE SUPERIOR 33 mm</i>	0,200	---	---	10,9	1	0,07	0,92
72801		33 mm OVERLAP <i>SOLAPE DE 33 mm</i>	0,197	---	---	10,7	1	0,05	0,99
72802		45 mm OVERLAP <i>SOLAPE DE 45 mm</i>	0,195	---	---	12,3	1	0,03	1,52
72803		37 mm OVERLAP <i>SOLAPE DE 37 mm</i>	0,259	---	---	14,4	1	0,11	1,31
72804		38 mm OVERLAP <i>SOLAPE DE 38 mm</i>	0,251	---	---	13,6	1	0,11	1,47
800416*		REINFORCED PROFILE STAPLE <i>GRAPA PERFIL REFUERZO</i>	0,133	7,4	---	7,4	---	0,05	0,15
800417*		REINFORCED PROFILE <i>PERFIL REFUERZO</i>	0,854	22,2	11,4	33,6	3	5,97	4,85

* Consultar existencias o pedido mínimo



o

o

